

West Saanich Road @ Hartland Avenue

Tuesday, April 02, 2019



The data presented here is for information purposes only and should not be considered authoritative for construction, geotechnical, engineering, navigational, legal, or other site-specific uses. The information shared is owned by the Transportation Division of the Engineering Department at the District of Saanich. Accuracy is not guaranteed.

Major Route: West Saanich Road
Minor Route: Hartland Avenue
Municipality: Saanich
Filename: West Saanich Rd @ Hartland Ave-Apr 2, 2019.xlsx
Location #: TIN001532
Count ID: 2019025
Date: April 2, 2019
Day-of-week: Tuesday

East/West Route: Hartland Avenue
Intersection Type: 3-leg west approach
Signalized?: No
Weather: Overcast and dry

Vehicle Classifications: Vehicles and Peds
 Bikes

This data is for Vehicles and Peds

Shift	Start	End	Duration
AM	7:30	9:30	2.00
MD			
PM	15:30	18:30	3.00
Total	7:30	18:30	5.00

Notes: 24-hour clock used for reporting (15-minute increments)
 North Approach - southbound vehicles approaching intersection from the north
 15x4 - 15 min volume (from maximum 15 minute period of movement/approach in peak hour period [*]) x 4
 Pedestrians - N indicates pedestrians crossing north approach (east/west)

Comments:

Survey Data
Vehicles and Peds

Time Period Begins	West Saanich Rd NORTH Approach				West Saanich Rd SOUTH Approach				Hartland Ave WEST Approach				Hartland Ave EAST Approach				Total Volume		Ped DL	Crosswalks			
	Left	Thru	Right	Total	Left	Thru	Right	Total	Left	Thru	Right	Total	Left	Thru	Right	Total	15-min	Hour		N	S	W	E
	7:30		129	3	132	9	78		87	1		8	9					228				0	0
7:45		153	3	156	8	97		105	4		13	17					278		+	0	0	0	
8:00		138	4	142	2	85		87	4		8	12					241		*	0	0	0	
8:15		143	6	149	10	83		93	1		14	15					257	1004	*	0	0	0	
8:30		142	4	146	11	100		111	5		8	13					270	1046	*	0	0	0	
8:45		107	7	114	18	98		116	3		12	15					245	1013		0	0	0	
9:00		94	8	102	18	89		107	4		6	10					219	991		0	0	0	
9:15		92	5	97	12	80		92	5		22	27					216	950		1	0	0	
n/a																							
n/a																							
n/a																							
n/a																							
n/a																							
n/a																							
n/a																							
n/a																							
n/a																							
n/a																							
n/a																							
n/a																							
n/a																							
n/a																							
n/a																							
Total		998	40	1038	88	710		798	27		91	118					1954			1	0	0	

n/a																						
n/a																						
n/a																						
n/a																						
n/a																						
n/a																						
n/a																						
n/a																						
n/a																						
n/a																						
n/a																						
n/a																						
n/a																						
n/a																						
n/a																						
n/a																						
Total																						

15:30		209	6	215	10	106		116	7		14	21					352			0	0	0
15:45		157	5	162	18	137		155	6		16	22					339			0	0	0
16:00		150	8	158	19	145		164	5		5	10					332		*	0	0	0
16:15		146	12	158	18	140		158	12		28	40					356	1379	+	0	0	0
16:30		147	6	153	21	154		175	9		17	26					354	1381	*	0	0	0
16:45		163	9	172	15	138		153	7		16	23					348	1390	*	0	0	0
17:00		118	4	122	7	151		158	4		16	20					300	1358		0	0	0
17:15		142	5	147	5	132		137	3		16	19					303	1305		0	0	0
17:30		83	2	85	8	124		132	1		13	14					231	1182		0	0	0
17:45		86	2	88	14	114		128	5		5	10					226	1060		0	0	0
18:00		91	3	94	4	77		81	0		9	9					184	944		0	0	0
18:15		65	0	65	11	82		93	1		5	6					164	805		0	0	0
n/a																						
n/a																						
n/a																						
n/a																						
n/a																						
n/a																						
n/a																						
n/a																						
n/a																						
n/a																						
Total		1557	62	1619	150	1500		1650	60		160	220					3489			0	0	0

Time Period Begins	West Saanich Rd NORTH Approach				West Saanich Rd SOUTH Approach				Hartland Ave WEST Approach				Hartland Ave EAST Approach				Total Volume		Ped Vol	Crosswalks				Conflict	
	Left	Thru	Right	Total	Left	Thru	Right	Total	Left	Thru	Right	Total	Left	Thru	Right	Total	15-min	Hour		N	S	W	E	15 min	Hr
7:30		129	3	132	9	78		87	1		8	9					228		0	0	0		149		
7:45		153	3	156	8	97		105	4		13	17					278	+	0	0	0		177		
8:00		138	4	142	2	85		87	4		8	12					241	*	0	0	0		152		
8:15		143	6	149	10	83		93	1		14	15					257	1004*	0	0	0		173	651	
8:30		142	4	146	11	100		111	5		8	13					270	1046*	0	0	0		165	667	
8:45		107	7	114	18	98		116	3		12	15					245	1013	0	0	0		144	634	
9:00		94	8	102	18	89		107	4		6	10					219	991	0	0	0		126	608	
9:15		92	5	97	12	80		92	5		22	27					216	950	1	0	0		131	566	
n/a																									
n/a																									
n/a																									
n/a																									
n/a																									
n/a																									
n/a																									
n/a																									
n/a																									
n/a																									
n/a																									
n/a																									
n/a																									
n/a																									
n/a																									

Total		998	40	1038	88	710		798	27		91	118					1954							
Avg Hr		499	20	519	44	355		399	14		46	59					977							

	1	0	0			
	1	0	0			

Peak hour of the intersection

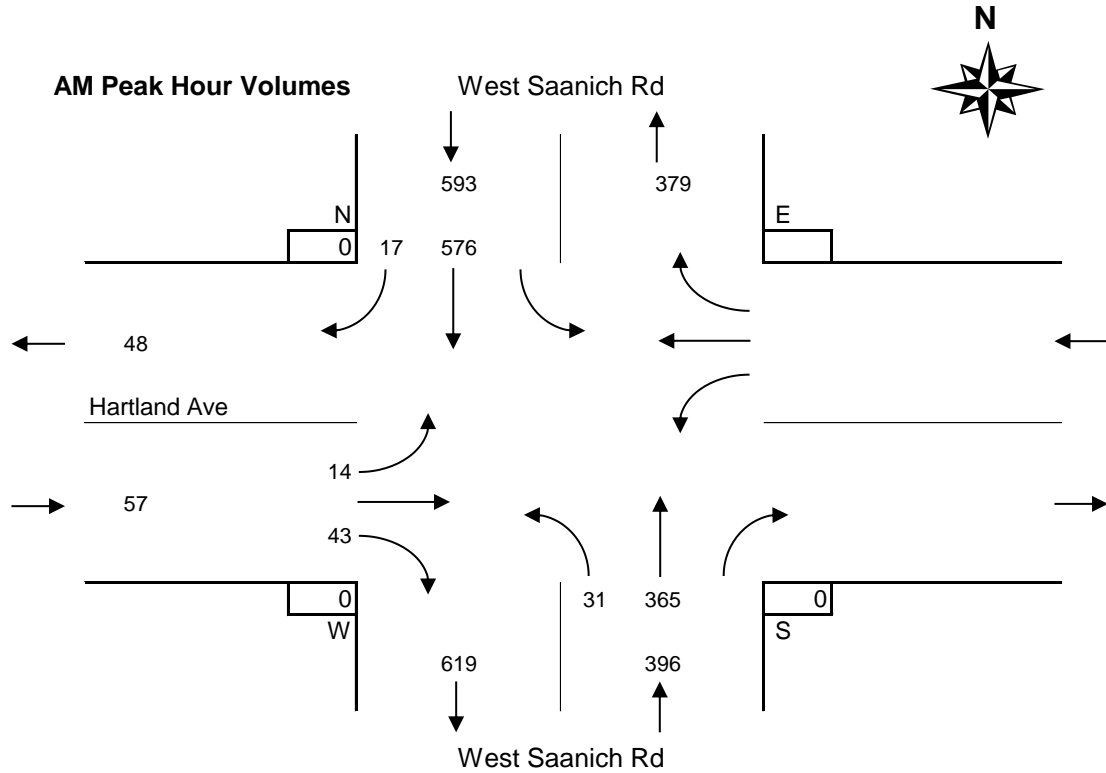
Pk Hr		576	17	593	31	365		396	14		43	57					1046	*						
15x4		612	24	624	44	400		444	20		56	68					1112	+						
PHF		0.94	0.71	0.95	0.70	0.91		0.89	0.70		0.77	0.84					0.94							

	0	0	0			
	0	0	0			
	n/a	n/a	n/a			

Peak hour of conflicting volumes for the intersection

Pk Hr		576	17	593	31	365		396	14		43	57					1046	*						
15x4		612	24	624	44	400		444	20		56	68					1112	+						
PHF		0.94	0.71	0.95	0.70	0.91		0.89	0.70		0.77	0.84					0.94							

	0	0	0			
	0	0	0			
	n/a	n/a	n/a			



Time Period Begins	West Saanich Rd NORTH Approach				West Saanich Rd SOUTH Approach				Hartland Ave WEST Approach				Hartland Ave EAST Approach				Total Volume		Pedestrian	Crosswalks				Conflict	
	Left	Thru	Right	Total	Left	Thru	Right	Total	Left	Thru	Right	Total	Left	Thru	Right	Total	15-min	Hour		N	S	W	E	15 min	Hr
n/a																									
n/a																									
n/a																									
n/a																									
n/a																									
n/a																									
n/a																									
n/a																									
n/a																									
n/a																									
n/a																									
n/a																									
n/a																									
n/a																									
n/a																									
n/a																									
n/a																									
n/a																									

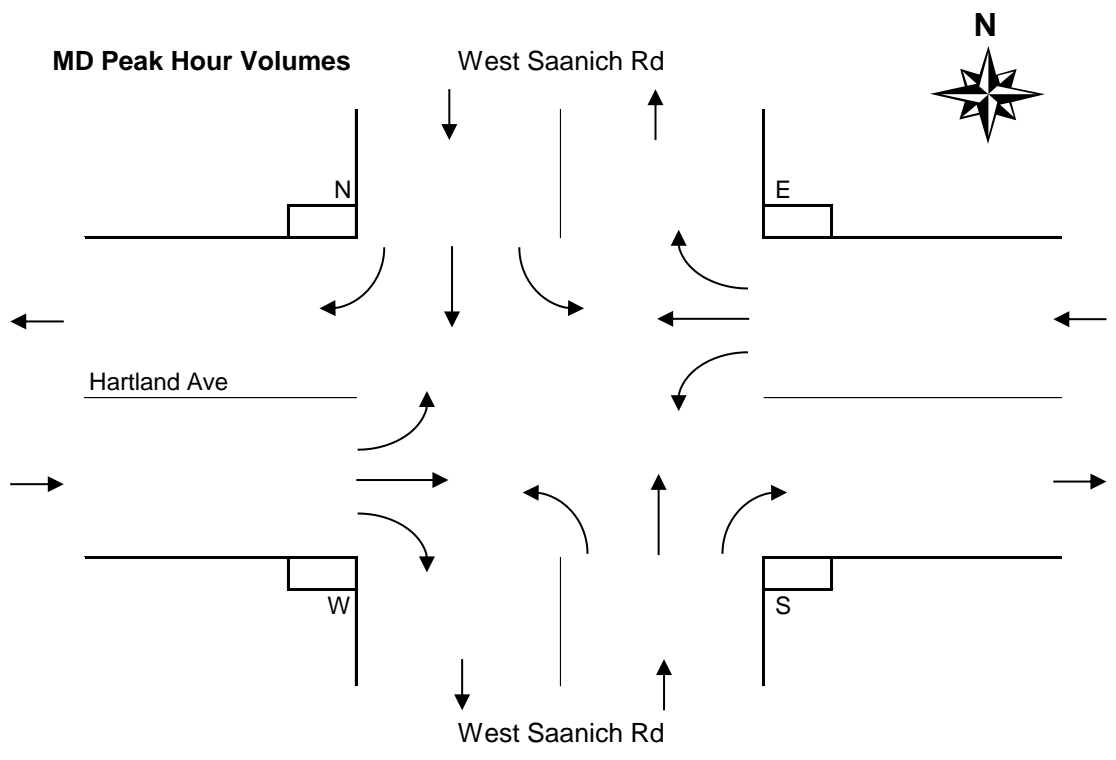
Total																									
Avg Hr																									

Peak hour of the intersection

Pk Hr																									
15x4																									
PHF																									

Peak hour of conflicting volumes for the intersection

Pk Hr																									
15x4																									
PHF																									



Time Period Begins	West Saanich Rd NORTH Approach				West Saanich Rd SOUTH Approach				Hartland Ave WEST Approach				Hartland Ave EAST Approach				Total Volume		Speed	Crosswalks				Conflict	
	Left	Thru	Right	Total	Left	Thru	Right	Total	Left	Thru	Right	Total	Left	Thru	Right	Total	15-min	Hour		N	S	W	E	15 min	Hr
	15:30		209	6	215	10	106		116	7		14	21					352				0	0	0	
15:45		157	5	162	18	137		155	6		16	22					339			0	0	0		196	
16:00		150	8	158	19	145		164	5		5	10					332		*	0	0	0		182	
16:15		146	12	158	18	140		158	12		28	40					356	1379	+	0	0	0		204 821	
16:30		147	6	153	21	154		175	9		17	26					354	1381	*	0	0	0		191 773	
16:45		163	9	172	15	138		153	7		16	23					348	1390	*	0	0	0		203 780	
17:00		118	4	122	7	151		158	4		16	20					300	1358		0	0	0		167 765	
17:15		142	5	147	5	132		137	3		16	19					303	1305		0	0	0		168 729	
17:30		83	2	85	8	124		132	1		13	14					231	1182		0	0	0		137 675	
17:45		86	2	88	14	114		128	5		5	10					226	1060		0	0	0		119 591	
18:00		91	3	94	4	77		81	0		9	9					184	944		0	0	0		107 531	
18:15		65	0	65	11	82		93	1		5	6					164	805		0	0	0		87 450	
n/a																									
n/a																									
n/a																									
n/a																									
n/a																									
n/a																									
n/a																									
n/a																									
n/a																									
n/a																									
n/a																									
n/a																									

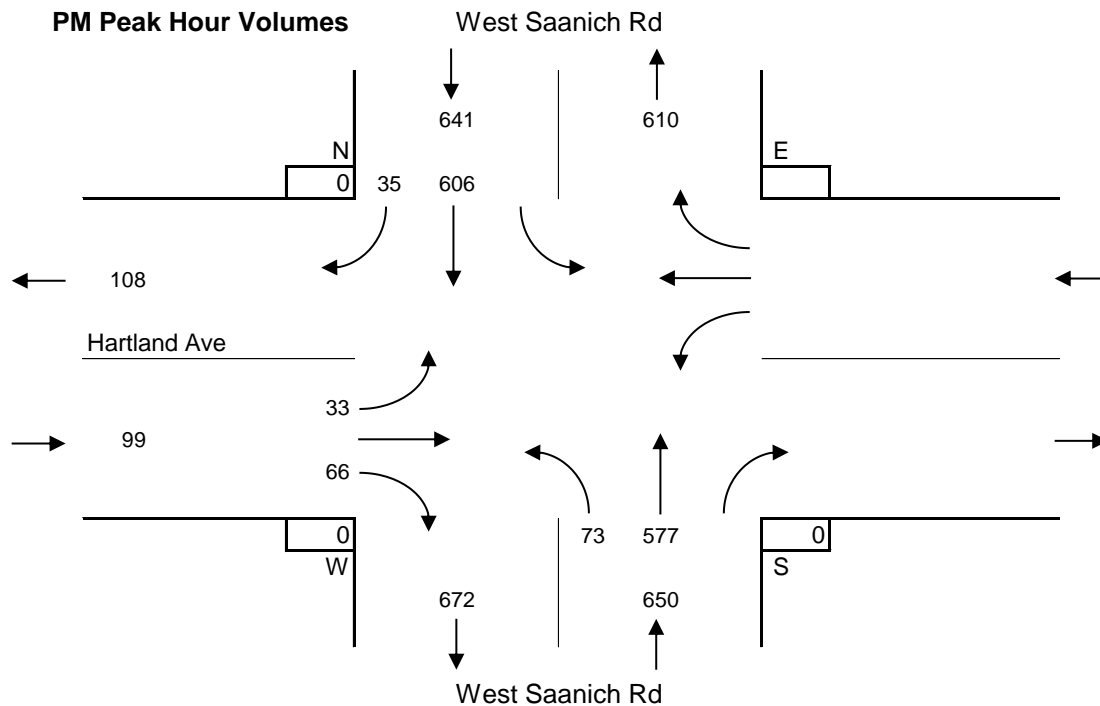
Total		1557	62	1619	150	1500		1650	60		160	220					3489			0	0	0		1929
Avg Hr		519	21	540	50	500		550	20		53	73					1163			0	0	0		

Peak hour of the intersection

Pk Hr		606	35	641	73	577		650	33		66	99					1390	*		0	0	0		780
15x4		652	48	688	84	616		700	48		112	160					1424	+		0	0	0		896
PHF		0.93	0.73	0.93	0.87	0.94		0.93	0.69		0.59	0.62					0.98			n/a	n/a	n/a		0.87

Peak hour of conflicting volumes for the intersection

Pk Hr		662	31	693	65	528		593	30		63	93					1379	*		0	0	0		821
15x4		836	48	860	76	580		656	48		112	160					1424	+		0	0	0		1072
PHF		0.79	0.65	0.81	0.86	0.91		0.90	0.63		0.56	0.58					0.97			n/a	n/a	n/a		0.77



Entire Survey Period

5 Hours

	West Saanich Rd				West Saanich Rd				Hartland Ave				EAST Approach				Total Volume	Crosswalks			
	NORTH Approach				SOUTH Approach				WEST Approach									N	S	W	E
	Left	Thru	Right	Total	Left	Thru	Right	Total	Left	Thru	Right	Total	Left	Thru	Right	Total					
Total		2555	102	2657	238	2210		2448	87		251	338					5443	1	0	0	
Avg Hr		511	20	531	48	442		490	17		50	68				1089	0	0	0		

AM Peak Period

2 Hours

	West Saanich Rd				West Saanich Rd				Hartland Ave				EAST Approach				Total Volume	Crosswalks			
	NORTH Approach				SOUTH Approach				WEST Approach									N	S	W	E
	Left	Thru	Right	Total	Left	Thru	Right	Total	Left	Thru	Right	Total	Left	Thru	Right	Total					
Totals		998	40	1038	88	710		798	27		91	118				1954	1	0	0		
Avg Hr		499	20	519	44	355		399	14		46	59				977	1	0	0		

MD Peak Period

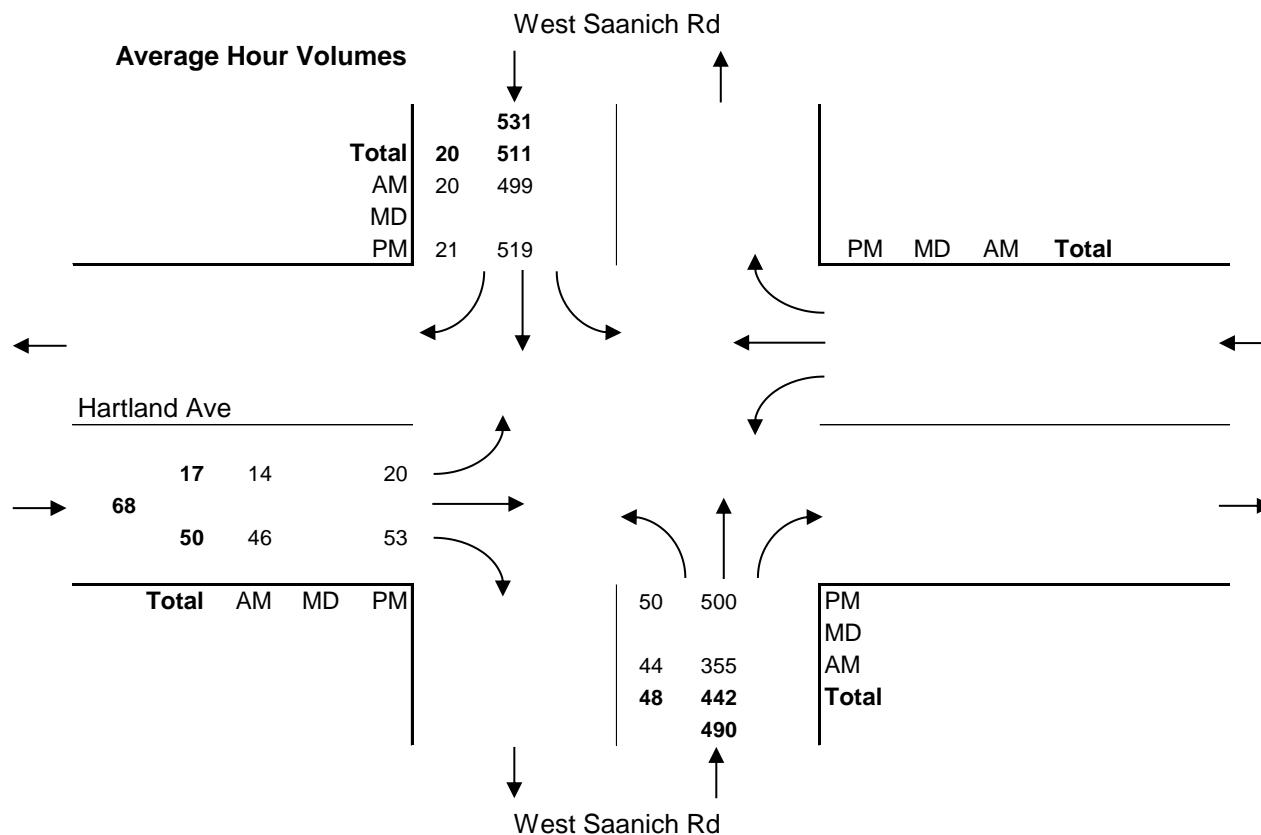
Hours

	West Saanich Rd				West Saanich Rd				Hartland Ave				EAST Approach				Total Volume	Crosswalks			
	NORTH Approach				SOUTH Approach				WEST Approach									N	S	W	E
	Left	Thru	Right	Total	Left	Thru	Right	Total	Left	Thru	Right	Total	Left	Thru	Right	Total					
Total																					
Avg Hr																					

PM Peak Period

3 Hours

	West Saanich Rd				West Saanich Rd				Hartland Ave				EAST Approach				Total Volume	Crosswalks			
	NORTH Approach				SOUTH Approach				WEST Approach									N	S	W	E
	Left	Thru	Right	Total	Left	Thru	Right	Total	Left	Thru	Right	Total	Left	Thru	Right	Total					
Total		1557	62	1619	150	1500		1650	60		160	220				3489	0	0	0		
Avg Hr		519	21	540	50	500		550	20		53	73				1163	0	0	0		



Major Route: West Saanich Road
Minor Route: Hartland Avenue
Municipality: Saanich
Filename: West Saanich Rd @ Hartland Ave-Apr 2, 2019.xlsx
Location #: TIN001532
Count ID: 2019025
Date: April 2, 2019
Day-of-week: Tuesday

East/West Route: Hartland Avenue
Intersection Type: 4-leg
Signalized?: No
Weather: Overcast and dry

Vehicle Classifications: Vehicles and Peds
 Bikes

This data is for Bikes

Shift	Start	End	Duration
AM	7:30	9:30	2.00
MD			
PM	15:30	18:30	3.00
Total	7:30	18:30	5.00

Notes: 24-hour clock used for reporting (15-minute increments)
 North Approach - southbound vehicles approaching intersection from the north
 15x4 - 15 min volume (from maximum 15 minute period of movement/approach in peak hour period [*]) x 4
 Pedestrians - N indicates pedestrians crossing north approach (east/west)

Comments:

Survey Data
Bikes

West Saanich Road @ Hartland Avenue
Tuesday, April 2, 2019

Time Period Begins	West Saanich Rd NORTH Approach				West Saanich Rd SOUTH Approach				Hartland Ave WEST Approach				Hartland Ave EAST Approach				Total Volume		Peak					
	Left	Thru	Right	Total	Left	Thru	Right	Total	Left	Thru	Right	Total	Left	Thru	Right	Total	15-min	Hour		N	S	W	E	
7:30	0	1	0	1	0	2	0	2	0	0	0	0	0	0	0	0	3		+	0	0	0	0	
7:45	0	1	0	1	0	1	0	1	0	0	0	0	0	0	0	0	2		*	0	0	0	0	
8:00	0	1	0	1	0	0	0	0	0	0	0	0	0	0	0	0	1		*	0	0	0	0	
8:15	0	0	0	0	0	0	0	0	0	0	0	0	0	0	0	0	0	6		*	0	0	0	0
8:30	0	0	0	0	0	0	0	0	0	0	0	0	0	0	0	0	0	3			0	0	0	0
8:45	0	0	0	0	0	2	0	2	0	0	0	0	0	0	0	0	2	3			0	0	0	0
9:00	0	0	0	0	0	1	0	1	0	0	0	0	0	0	0	0	1	3			0	0	0	0
9:15	0	2	0	2	0	0	0	0	0	0	0	0	0	0	0	0	2	5			0	0	0	0
n/a																								
n/a																								
n/a																								
n/a																								
n/a																								
n/a																								
n/a																								
n/a																								
n/a																								
n/a																								
n/a																								
n/a																								
n/a																								
Total	0	5	0	5	0	6	0	6	0	0	0	0	0	0	0	0	11			0	0	0	0	

n/a																								
n/a																								
n/a																								
n/a																								
n/a																								
n/a																								
n/a																								
n/a																								
n/a																								
n/a																								
n/a																								
n/a																								
n/a																								
n/a																								
n/a																								
n/a																								
n/a																								
n/a																								
n/a																								
n/a																								
n/a																								
Total																								

15:30	0	0	0	0	0	0	0	0	0	0	0	0	0	0	0	0	0			0	0	0	0
15:45	0	1	0	1	0	0	0	0	0	0	0	0	0	0	0	0	1			0	0	0	0
16:00	0	2	0	2	0	1	0	1	0	0	0	0	0	0	0	3			0	0	0	0	
16:15	0	0	1	1	0	4	0	4	0	0	0	0	0	0	0	5	9	+	0	0	0	0	
16:30	0	3	0	3	0	2	0	2	0	0	0	0	0	0	0	5	14	*	0	0	0	0	
16:45	0	1	0	1	0	0	0	0	0	0	0	0	0	0	0	1	14	*	0	0	0	0	
17:00	0	3	0	3	0	1	0	1	0	0	0	0	0	0	0	4	15	*	0	0	0	0	
17:15	0	2	0	2	0	0	0	0	0	0	0	0	0	0	0	2	12		0	0	0	0	
17:30	0	1	0	1	0	2	0	2	0	0	0	0	0	0	0	3	10		0	0	0	0	
17:45	0	2	0	2	0	0	0	0	0	0	0	0	0	0	0	2	11		0	0	0	0	
18:00	0	0	0	0	0	0	0	0	0	0	0	0	0	0	0	0	7		0	0	0	0	
18:15	0	0	0	0	0	1	0	1	1	0	2	3	0	0	0	4	9		0	0	0	0	
n/a																							
n/a																							
n/a																							
n/a																							
n/a																							
n/a																							
n/a																							
n/a																							
n/a																							
n/a																							
n/a																							
n/a																							
n/a																							
n/a																							
Total	0	15	1	16	0	11	0	11	1	0	2	3	0	0	0	0	30			0	0	0	0

Time Period Begins	West Saanich Rd NORTH Approach				West Saanich Rd SOUTH Approach				Hartland Ave WEST Approach				Hartland Ave EAST Approach				Total Volume		Peak Period	Conflict				
	Left	Thru	Right	Total	Left	Thru	Right	Total	Left	Thru	Right	Total	Left	Thru	Right	Total	15-min	Hour		N	S	W	E	15 min
n/a																								
n/a																								
n/a																								
n/a																								
n/a																								
n/a																								
n/a																								
n/a																								
n/a																								
n/a																								
n/a																								
n/a																								
n/a																								
n/a																								
n/a																								
n/a																								
n/a																								
n/a																								
n/a																								

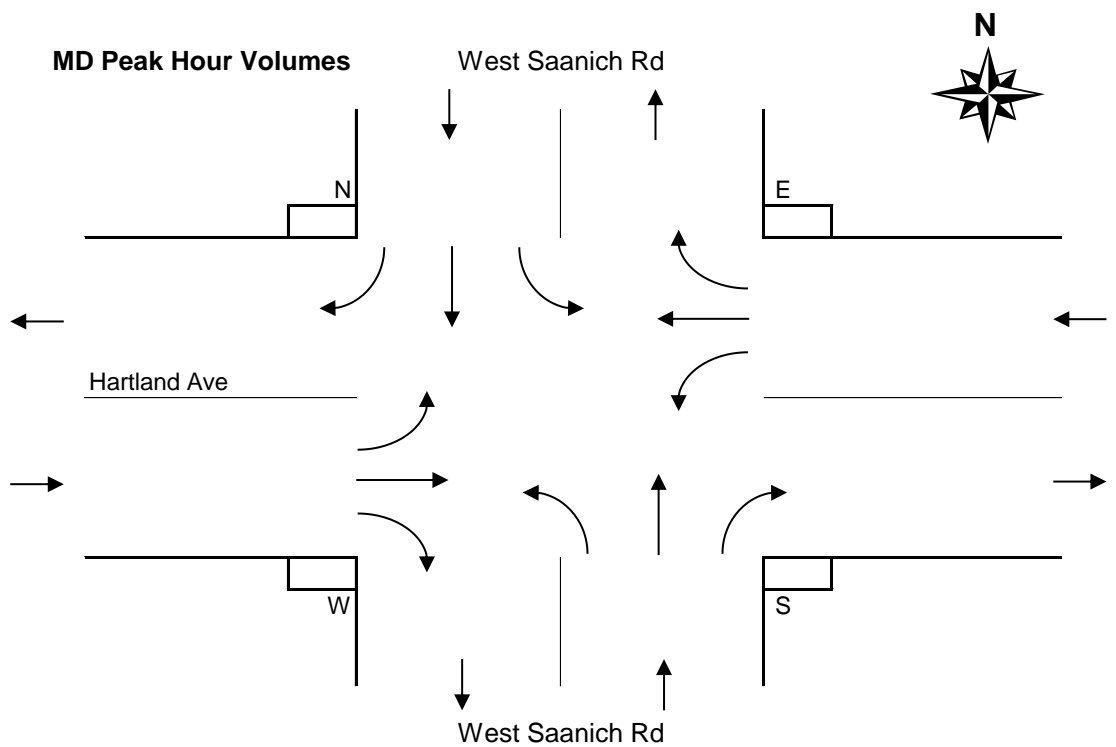
Total																							
Avg Hr																							

Peak hour of the intersection

Pk Hr																							
15x4																							
PHF																							

Peak hour of conflicting volumes for the intersection

Pk Hr																							
15x4																							
PHF																							



Time Period Begins	West Saanich Rd NORTH Approach				West Saanich Rd SOUTH Approach				Hartland Ave WEST Approach				Hartland Ave EAST Approach				Total Volume		Accidents	Conflict			
	Left	Thru	Right	Total	Left	Thru	Right	Total	Left	Thru	Right	Total	Left	Thru	Right	Total	15-min	Hour		N	S	W	E
15:30	0	0	0	0	0	0	0	0	0	0	0	0	0	0	0	0	0	0	0	0	0	0	0
15:45	0	1	0	1	0	0	0	0	0	0	0	0	0	0	0	0	1	0	0	0	0	0	1
16:00	0	2	0	2	0	1	0	1	0	0	0	0	0	0	0	3	0	0	0	0	0	2	
16:15	0	0	1	1	0	4	0	4	0	0	0	0	0	0	0	5	9+	0	0	0	0	4	7
16:30	0	3	0	3	0	2	0	2	0	0	0	0	0	0	0	5	14*	0	0	0	0	3	10
16:45	0	1	0	1	0	0	0	0	0	0	0	0	0	0	0	1	14*	0	0	0	0	1	10
17:00	0	3	0	3	0	1	0	1	0	0	0	0	0	0	0	4	15*	0	0	0	0	3	11
17:15	0	2	0	2	0	0	0	0	0	0	0	0	0	0	0	2	12	0	0	0	0	2	9
17:30	0	1	0	1	0	2	0	2	0	0	0	0	0	0	0	3	10	0	0	0	0	2	8
17:45	0	2	0	2	0	0	0	0	0	0	0	0	0	0	0	2	11	0	0	0	0	2	9
18:00	0	0	0	0	0	0	0	0	0	0	0	0	0	0	0	0	7	0	0	0	0	0	6
18:15	0	0	0	0	0	1	0	1	1	0	2	3	0	0	0	4	9	0	0	0	0	3	7
n/a																							
n/a																							
n/a																							
n/a																							
n/a																							
n/a																							
n/a																							
n/a																							
n/a																							
n/a																							
n/a																							
n/a																							
n/a																							
n/a																							
n/a																							
n/a																							
n/a																							

Total	0	15	1	16	0	11	0	11	1	0	2	3	0	0	0	0	30						
Avg Hr	0	5	0	5	0	4	0	4	0	0	1	1	0	0	0	0	10						

0	0	0	0		18
0	0	0	0		

Peak hour of the intersection

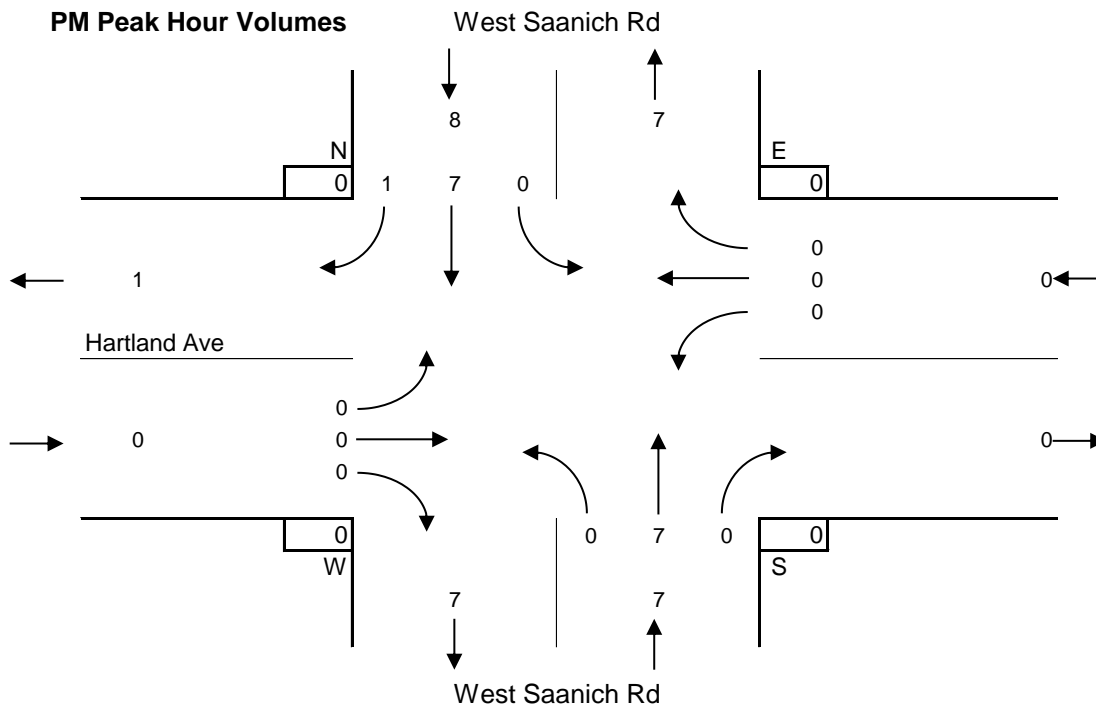
Pk Hr	0	7	1	8	0	7	0	7	0	0	0	0	0	0	0	0	15*						8
15x4	0	12	4	12	0	16	0	16	0	0	0	0	0	0	0	0	20*						16
PHF	n/a	0.58	0.25	0.67	n/a	0.44	n/a	0.44	n/a	n/a	n/a	n/a	n/a	n/a	n/a	n/a	0.75						0.50

0	0	0	0		8
0	0	0	0		16
n/a	n/a	n/a	n/a		0.50

Peak hour of conflicting volumes for the intersection

Pk Hr	0	7	1	8	0	7	0	7	0	0	0	0	0	0	0	0	15*						8
15x4	0	12	4	12	0	16	0	16	0	0	0	0	0	0	0	0	20*						16
PHF	n/a	0.58	0.25	0.67	n/a	0.44	n/a	0.44	n/a	n/a	n/a	n/a	n/a	n/a	n/a	n/a	0.75						0.50

0	0	0	0		8
0	0	0	0		16
n/a	n/a	n/a	n/a		0.50



Entire Survey Period

5 Hours

	West Saanich Rd				West Saanich Rd				Hartland Ave				EAST Approach				Total Volume					
	NORTH Approach				SOUTH Approach				WEST Approach									N	S	W	E	
	Left	Thru	Right	Total	Left	Thru	Right	Total	Left	Thru	Right	Total	Left	Thru	Right	Total						
Total	0	20	1	21	0	17	0	17	1	0	2	3	0	0	0	0	0	41	0	0	0	0
Avg Hr	0	4	0	4	0	3	0	3	0	0	0	1	0	0	0	0	8	0	0	0	0	

AM Peak Period

2 Hours

	West Saanich Rd				West Saanich Rd				Hartland Ave				EAST Approach				Total Volume				
	NORTH Approach				SOUTH Approach				WEST Approach									N	S	W	E
	Left	Thru	Right	Total	Left	Thru	Right	Total	Left	Thru	Right	Total	Left	Thru	Right	Total					
Totals	0	5	0	5	0	6	0	6	0	0	0	0	0	0	0	0	11	0	0	0	0
Avg Hr	0	3	0	3	0	3	0	3	0	0	0	0	0	0	0	0	6	0	0	0	0

MD Peak Period

Hours

	West Saanich Rd				West Saanich Rd				Hartland Ave				EAST Approach				Total Volume				
	NORTH Approach				SOUTH Approach				WEST Approach									N	S	W	E
	Left	Thru	Right	Total	Left	Thru	Right	Total	Left	Thru	Right	Total	Left	Thru	Right	Total					
Total																					
Avg Hr																					

PM Peak Period

3 Hours

	West Saanich Rd				West Saanich Rd				Hartland Ave				EAST Approach				Total Volume				
	NORTH Approach				SOUTH Approach				WEST Approach									N	S	W	E
	Left	Thru	Right	Total	Left	Thru	Right	Total	Left	Thru	Right	Total	Left	Thru	Right	Total					
Totals	0	15	1	16	0	11	0	11	1	0	2	3	0	0	0	0	30	0	0	0	0
Avg Hr	0	5	0	5	0	4	0	4	0	0	1	1	0	0	0	0	10	0	0	0	0

